

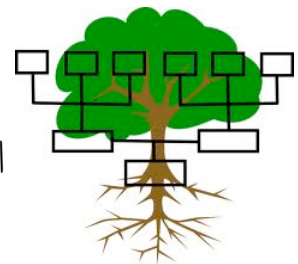


*ESPERANZA * Escrito por Carol Gaab*
*Capítulo 4 * Árbol de familia*



Now that you have examined Esperanza's family tree and your teacher's family tree, you are going to create your own on the back of this page. Your family tree will be a graded writing assignment. Here are the requirements:

1. You must include at least six (6) people on your family tree (yourself + five others). Include as many generations as necessary to meet this goal.
2. You must write two sentences to describe each person. If you include more than six people on your family tree, you only need to describe six of them.
3. One of the six people that you describe must be yourself, so that you demonstrate your ability to use first-person verb forms.
4. Gender (is a boy/girl) and family relationships (is my brother/mother/etc.) do not count.
5. You may only use a fact "type" that uses the same verb once. For example, you may only give the age of one of your family members because age always uses the same verb. The same goes for personality traits--is funny, is smart...they all use the same verb, so you may only use one of them. If you want to repeat a type, just make sure that you include an extra fact that is different.
6. Some ideas for the kinds of information you could include are age, where s/he lives or is from, what s/he likes, activities that s/he does, things that s/he has, his/her profession, where s/he works, personality traits, physical descriptions, and what s/he wants or wants to be. Feel free to use others!
7. Your family tree should be neat and easy-to-read.



ACTFL Level of Proficiency

ADV	<p>Intermediate Low:</p> <ul style="list-style-type: none"> * You can use a variety of words and phrases on familiar tasks, topics, and activities, and can elaborate a little. * You can string together simple sentences to express your thoughts and combine words and phrases to create original sentences. * You make errors that do not interfere with communication in the present tense.
PROF	<p>Novice High:</p> <ul style="list-style-type: none"> * You can use familiar words and phrases on familiar tasks, topics, and activities. You can elaborate a little. * You use phrases and simple sentences to provide basic information and are beginning to combine words and phrases to create original sentences. * You make error that sometimes interfere with communication, even in the present tense.
DEV	<p>Novice Mid:</p> <ul style="list-style-type: none"> * You can use a limited number of words and phrases for common objects and actions, but they are repetitive. * You can use words, phrases, and occasional sentences to provide basic information. * You make errors that often interfere with communication, even in the present tense.
EM	<p>Novice Low:</p> <ul style="list-style-type: none"> * You can use a small number of repetitive words and phrases for common objects and actions. * You can use some simple words to provide basic information. * Your errors in grammar, word order, and word choice prevent communication, even in the present tense.
BEG	<ul style="list-style-type: none"> * You can use a small number of repetitive words and phrases for common objects and actions. * You can use some simple words to provide basic information. * Your errors in grammar, word order, and word choice prevent communication, even in the present tense.
N/S	You have not provided sufficient evidence to determine your proficiency level.

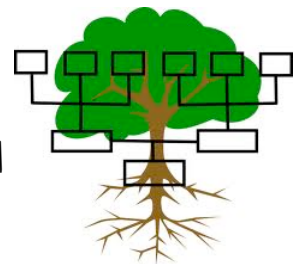


*ESPERANZA * Escrito por Carol Gaab*
*Capítulo 4 * Árbol de familia*



Now that you have examined Esperanza's family tree and your teacher's family tree, you are going to create your own on the back of this page. Your family tree will be a graded writing assignment. Here are the requirements:

1. You must include at least six (6) people on your family tree (yourself + five others). Include as many generations as necessary to meet this goal.
2. You must write two sentences to describe each person. If you include more than six people on your family tree, you only need to describe six of them.
3. One of the six people that you describe must be yourself, so that you demonstrate your ability to use first-person verb forms.
4. Gender (is a boy/girl) and family relationships (is my brother/mother/etc.) do not count.
5. You may only use a fact "type" that uses the same verb once. For example, you may only give the age of one of your family members because age always uses the same verb. The same goes for personality traits--is funny, is smart...they all use the same verb, so you may only use one of them. If you want to repeat a type, just make sure that you include an extra fact that is different.
6. Some ideas for the kinds of information you could include are age, where s/he lives or is from, what s/he likes, activities that s/he does, things that s/he has, his/her profession, where s/he works, personality traits, physical descriptions, and what s/he wants or wants to be. Feel free to use others!
7. Your family tree should be neat and easy-to-read.



ACTFL Level of Proficiency	
ADV	<p>Novice High:</p> <ul style="list-style-type: none"> *You can use familiar words and phrases on familiar tasks, topics, and activities. You can elaborate a little. *You use phrases and simple sentences to provide basic information and are beginning to combine words and phrases to create original sentences. *You make errors that sometimes interfere with communication, even in the present tense.
PROF	<p>Novice Mid:</p> <ul style="list-style-type: none"> *You can use a limited number of words and phrases for common objects and actions, but they are repetitive. *You can use words, phrases, and occasional sentences to provide basic information. *You make errors that often interfere with communication, even in the present tense.
DEV	<p>Novice Low:</p> <ul style="list-style-type: none"> *You can use a small number of repetitive words and phrases for common objects and actions. *You can use some simple words to provide basic information. *Your errors in grammar, word order, and word choice prevent communication, even in the present tense.
EM	
BEG	
N/S	You have not provided sufficient evidence to determine your proficiency level.

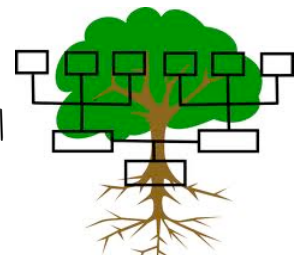


*ESPERANZA * Escrito por Carol Gaab*
*Capítulo 4 * Árbol de familia*



Now that you have examined Esperanza's family tree and your teacher's family tree, you are going to create your own on the back of this page. Your family tree will be a graded writing assignment. Here are the requirements:

1. You must include at least six (6) people on your family tree (yourself + five others). Include as many generations as necessary to meet this goal.
2. You must write two sentences to describe each person. If you include more than six people on your family tree, you only need to describe six of them.
3. One of the six people that you describe must be yourself, so that you demonstrate your ability to use first-person verb forms.
4. Gender (is a boy/girl) and family relationships (is my brother/mother/etc.) do not count.
5. You may only use a fact "type" that uses the same verb once. For example, you may only give the age of one of your family members because age always uses the same verb. The same goes for personality traits--is funny, is smart...they all use the same verb, so you may only use one of them. If you want to repeat a type, just make sure that you include an extra fact that is different.
6. Some ideas for the kinds of information you could include are age, where s/he lives or is from, what s/he likes, activities that s/he does, things that s/he has, his/her profession, where s/he works, personality traits, physical descriptions, and what s/he wants or wants to be. Feel free to use others!
7. Your family tree should be neat and easy-to-read.



ADV	<p>Intermediate Mid:</p> <ul style="list-style-type: none"> * You can use words and expressions from a wide range of topics and begin to use expanded vocabulary within a topic to give details and elaborate. * You can use strings of sentences to describe or explain. You can combine simple sentences using connector words to create original sentences. * The language that you produce is mostly accurate in the present tense.
PRO F	<p>Intermediate Low:</p> <ul style="list-style-type: none"> * You can use a variety of words and phrases on familiar tasks, topics, and activities, and can elaborate a little. * You can string together simple sentences to express your thoughts and combine words and phrases to create original sentences. * You make errors that do not interfere with communication in the present tense.
DEV	<p>Novice High:</p> <ul style="list-style-type: none"> * You can use familiar words and phrases on familiar tasks, topics, and activities. You can elaborate a little. * You use phrases and simple sentences to provide basic information and are beginning to combine words and phrases to create original sentences. * You make error that sometimes interfere with communication, even in the present tense.
EM	<p>Novice Mid:</p> <ul style="list-style-type: none"> * You can use a limited number of words and phrases for common objects and actions, but they are repetitive. * You can use words, phrases, and occasional sentences to provide basic information. * You make errors that often interfere with communication, even in the present tense.
BEG	<p>Novice Low:</p> <ul style="list-style-type: none"> * You can use a small number of repetitive words and phrases for common objects and actions. * You can use some simple words to provide basic information. * Your errors in grammar, word order, and word choice prevent communication, even in the present tense.
N/S	<p>You have not provided sufficient evidence to determine your proficiency level.</p>

Mi árbol de familia